

COLOR-SEAL



COLOR-SEAL is a water based, low odor, acrylic stain and sealer designed to be applied over concrete, brick, block, stucco & concrete pavers.

COLOR-SEAL provides long lasting protection while improving the appearance of the substrate by adding color.

- Leaves a satin finish which seals, protects and colors in on easy step
- Water resistant, provides excellent adhesion and hot tire resistance
- Ideal coating for walks, patios, driveways, stairs, basement floors, garage floors, walls & pool decks
- Chemical resistant
- Low odor
- Quick drying
- Exterior and interior use
- Available in a variety of colors

Masonry Stain & Sealer	May be applied by brush, roller or spray
Packaging	1G can (4/case,108/pallet) 5G pail (36/pallet)
Coverage per gallon	Approximately 250-350 ft ² depending on surface irregularities and porosity
Application Temperature	Ambient & surface temperature must be 40°F or above and will not fall below that for 48 hours
Mixing	Stir well before using. Thin first coat only with up to 1/2 pint of water per gallon.
Dry Time 77°F, 50% RH	
To Touch.....	30 minutes
To Recoat.....	6 hours
Pedestrian Traffic.....	24 hours
Vehicular Traffic.....	72 hours



Phone: 978-453-8881
Toll Free: 800-442-5535
Fax: 978-453-2416
www.umaco.com

COLOR-SEAL is a waterborne, interior/exterior, colored acrylic sealer (satin finish) designed to be applied over properly prepared concrete, masonry, stucco, brick, concrete block and pavers. May be used for above ground, vertical and horizontal applications. Color-Seal forms a durable film which provides long lasting protection while improving the appearance of the substrate by adding color. Color-Seal is low odor, quick-drying, water resistant and provides excellent hot tire resistance and adhesion.

USES and ADVANTAGES

- Excellent adhesion
- Durable
- Hot tire resistance
- Moisture and chemical resistant
- Interior & exterior applications
- Horizontal & vertical applications
- Easily applied by brush, roller or spray
- Water resistant
- Quick-drying
- Low odor
- VOC compliant in all regulated areas

SURFACE PREPARATION

Surfaces to be coated must be dry, clean, sound and free from all contamination including loose and peeling paint, dirt, grease, oil, wax, concrete curing agents, chalk, laitance, efflorescence, mildew, rust, product fines and dust. Remove loose paint, chalk and efflorescence by wire brushing, scraping, sanding, and/or pressure washing.

SEE WARNING ON BACK PAGE REGARDING PAINT REMOVAL.

Clean laitance substrates in good condition by sweep blasting, power washing or wire brushing to remove loose material. Color-Seal will not fill voids or bridge large cracks. All deteriorated mortar joints, voids, cracks and open seams must be repointed, patched or caulked then allowed to cure. Sand all glossy, rough, and patched surfaces. Dry substrate thoroughly to a moisture content under 12% before applying Color-Seal.

BRICK: New brick and mortar should cure for at least 30 days and preferably 90 days prior to sealing. The pH of the substrate must be less than 10 before sealing with two coats. Painting glazed brick is not recommended due to potential adhesion problems.

CONCRETE: New concrete should cure for at least 30 days and preferably 90 days prior to sealing. The pH of the substrate must be less than 10 before sealing with two coats.

CONCRETE BLOCK: Mortar should cure for at least 30 days and preferably 90 days prior to sealing. The pH of the substrate must be less than 10 before sealing with two coats.

STUCCO: New stucco should cure for at least 30 days and preferably 90 days prior to sealing. The pH of the substrate must be less than 10 before sealing with two coats.

Always perform a spot test (of sufficient size) prior to application in order to ensure compatibility between Color-Seal and the substrate as well as to confirm that the appearance and performance are acceptable.

MIXING

Gently stir Color-Seal thoroughly before applying. The first coat may be thinned with up to 1/2 pint of fresh water per gallon of Color-Seal. This will aid in better penetration and adhesion. For better slip resistance (under wet conditions), blend 1 lb. of powdered pumice stone per gallon of finish coat.

APPLICATION

Cover and protect all adjacent surfaces prior to application. Apply with a high quality nylon or polyester brush, a 1/2" to 3/4" nap synthetic roller cover or spray equipment. Thoroughly saturate substrate with the first coat. Apply second coat un-thinned. Apply both coats evenly avoiding runs, sags or puddles. Do not over-brush or over-roll since this may cause air bubbles to form. Always work to a wet edge. Overlapping wet on dry will cause finish variations.

Recommended Spray Equipment

Airless Spray:

Pressure: 1800-2400 psi

Tip Size: .013" - .017"

Flow Rate: 0.5 gallon/minute

Note: Spray equipment must be handled with due care and in accordance with the manufacturer's recommendations. High pressure injection of coatings into the skin by airless equipment may cause serious injury.

Conventional Spray:

DeVilbiss MBC-510 gun; E tip; 704 Air Cap; 3/8" ID material hose; double regulated pressure tank with oil and moisture separator; 20 psi fluid pressure; 40-60 psi air pressure.

Clean all brushes and equipment immediately after use with warm soapy water.

DRYING TIME

Dry time at 77°F; 50% relative humidity

To Touch.....30 minutes

To Recoat.....6 hours

For Pedestrian Traffic.....24 hours

For Vehicular Traffic.....72 hours

Drying time may vary depending on temperature, humidity, film build and air movement

COVERAGE

Approximately 250-350 per gallon.

Wet Film Thickness.....4.6 to 6.4 mils

Wet Microns.....117 to 163

Dry Film Thickness.....1.3 to 1.9 mils

Dry Microns.....33 to 48

Coverage figures do not include loss due to surface irregularities and porosity or material loss due to application method or mixing.

LIMITATIONS

- Apply only when air & surface temperatures are 40°F or above & surface is at least 5°F above the dew point
- Air & surface temperatures must remain 40°F or above for the next 24 hours
- For optimum application properties, bring material to at least 50°F prior to application
- Surface pH limitation is 7-10
- Avoid application late in the day when dew & condensation are likely to form or if rain or snow is expected.
- Do not apply to horizontal concrete floors that do not have a vapor barrier underneath or to other surfaces where moisture gets behind the sealer
- Not recommended for use on surfaces demonstrating hydrostatic or high vapor pressure or for immersion service
- Not intended for wood
- Avoid exposure to solvents; strong acids and bases; wipe up oil and gasoline spills immediately
- **PROTECT FROM FREEZING**

DISPOSAL

Contact your local environmental regulatory agency for guidance on disposal of unused product. Do not pour down drain or storm sewer.

PRODUCT DATA

Product Type.....100% Acrylic Sheen.....Satin
 Volume Solids.....29% +/- 2%
 Weight Solids.....40% +/- 2%
 Weight/Gallon.....9.8 lbs. +/- 0.2 lbs
 VOC.....< 100 g/L (0.8 lbs/gallon)
 Flash Point.....over 200°F

PACKAGING

1 Gallon Can
5 Gallon Pail

PRECAUTIONS

DANGER! HARMFUL IF INHALED. HARMFUL OR FATAL IF SWALLOWED. MAY CAUSE EYE AND SKIN IRRITATION.

Can enter lungs and cause damage. Do not breathe vapor or mist. Do not swallow. Avoid contact with eyes and skin. Keep container tightly closed and sealed until ready for use. Wash thoroughly after handling. Provide fresh air ventilation during and after application and drying. Avoid the inhalation of dust, particulates, spray or mist arising from the application of this preparation. Use personal protective equipment as required. Prior to use read and follow specific SDS and label information. **FIRST AID:** If swallowed, rinse mouth with water (only if person is conscious). Call physician immediately. Do not induce vomiting unless directed to do so by medical personal. If in eyes, rinse with water for at least 15 minutes. Check for and remove any contact lenses. If on skin, rinse well with water. Wash with soap and water. Get medical attention if irritation develops. If inhaled, remove to fresh air. If breathing is difficult, get medical attention immediately. **KEEP OUT OF THE REACH OF CHILDREN.** For workplace use, an SDS is available from your retailer or by calling 978-453-8881. 24 Hour Emergency Medical/Spill Information(Chemtrec):800-424-9300

WARNING! If you scrape, sand or remove old paint, you may release lead dust or fumes. **LEAD IS TOXIC. EXPOSURE TO LEAD DUST OR FUMES CAN CAUSE SERIOUS ILLNESS, SUCH AS BRAIN DAMAGE, ESPECIALLY IN CHILDREN. PREGNANT WOMEN SHOULD ALSO AVOID EXPOSURE.** Before you start, find out how to protect yourself and your family by contacting the USEPA National Lead Information Hotline at 1-800-424-LEAD or log on to www.epa.gov/lead. Wear a properly fitted NIOSH-approved respirator and prevent skin contact to control lead exposure. Clean up carefully with a HEPA vacuum and a wet mop. Follow these instructions to control exposure to other hazardous substances that may be released during surface preparation.

For technical assistance call 978-453-8881

www.umaco.com

LIMITED WARRANTY

The manufacturer guarantees its products to be free of defects and the extent of its liability is limited to the purchase price of the materials only, if proved to be defective. Improper mixing, incorrect application or other factors beyond the control of the manufacturer or its dealers may produce unsatisfactory results and cannot be held to be the manufacturers or its dealers responsibility. There are no other guarantees either expressed or implied.



2018


Umaco, Inc.
 60 Rear Newhall Street
 Lowell, MA 01852



Toll Free: 800-442-5535
Phone: 978-453-8881
Fax: 978-453-2416

COLOR-SEAL CHART

Samples below are just a representation of the actual color. For exact color, request a draw down sample.



WHITE



BATTLESHIP GRAY




CHARCOAL




BLACK




DOLPHIN GRAY




STONE GRAY



CEMENT GRAY



#3 GRAY



CREAM



SANDY BEIGE



BUFF GOLD



HAZETONE




INDIAN SAND



TERRA COTTA



COBBLE



CHOCOLATE



AUTUMN RED



SAFETY RED



SAFETY YELLOW



LEAF GREEN