

TRANSEAL WB

AN INTERIOR/EXTERIOR, WATERBORNE ACRYLIC SEALER APPLIED OVER PROPERLY PREPARED MASONRY AND CONCRETE SURFACES

TRANSEAL WB is an interior/exterior, waterborne acrylic sealer designed to be applied over properly prepared masonry, concrete, stucco, brick, block, stone, flagstone, granite, limestone and bluestone. Transeal WB forms a durable, flexible film which provides long lasting protection when properly applied over masonry and concrete walls, walks, basement floors, patios, pool decks, stairs, chimneys, brick veneers, concrete block, driveways and garage floors. Transeal WB is available in Clear and in a variety of colors.

TRANSEAL WB CLEAR leaves a high gloss finish which highlights the natural beauty and color of flagstone, granite, bluestone, brick and other masonry materials.

TRANSEAL WB COLORS leaves a satin finish which seals, protects and colors masonry and concrete surfaces in one easy step.

USES and ADVANTAGES

- Low odor - an ideal sealer to use for interior applications.
- Seals and protects interior/exterior masonry and concrete walls, walks, basement floors, patios, pool decks, stairs, etc.
- Easily applied straight from the can by brush, roller or spray equipment.
- Durable and weather resistant.
- Quick drying.
- Non-yellowing.

SURFACE PREPARATION

For optimum performance all new masonry, concrete and stucco must age at least 28 days prior to application. Surfaces to be coated must be DRY, sound and clean. Transeal WB will not

fill voids or bridge large cracks. All deteriorated mortar joints, voids and cracks must be repointed or patched then allowed to cure. Remove all dirt, dust, spalling or loose concrete, oil, grease, wax, mildew, efflorescence, curing compounds, form release agents, paint or any other foreign material which might effect the bond. A dry removal method such as a sand or shot blasting procedure will ensure a proper surface preparation. Wet cleaning may also be used. If the size of the job does not justify the costs of such equipment, all preparations may be accomplished manually. All oil and grease must be scrubbed with a de-greasing compound, rinsed thoroughly then allowed to dry. After cleaning oil or grease spots, sprinkle a little water on the cleaned surface to check for residual contamination. Oil or grease is still present if the water forms small globules. If the water is quickly absorbed, the surface is clean.

Efflorescence must be washed with a mild solution of muriatic acid and water, rinsed thoroughly then allowed to dry.

Always perform a spot test (of sufficient size) prior to application in order to ensure compatibility between Transeal WB and the substrate as well as to confirm that the appearance and performance are acceptable.

Existing Painted Surfaces

Transeal WB may sometimes be applied over previously painted surfaces (which are intact) only if a spot test confirms compatibility. Thoroughly clean the existing painted surface using a strong detergent, rinse thoroughly then allow to dry. Apply Transeal WB over a small area of the painted surface. If the Transeal WB lifts or wrinkles, it is not compatible and all existing paint must

be removed. If the paint remains intact, wait five days and retest by cutting an "X" into the surface. Then place duct tape firmly over the "X" cut and remove with a hard, fast pulling action observing if any paint or Transeal WB adheres to the tape. If so, all existing paint must be removed before applying Transeal WB.

SEE WARNING ON BACK PAGE REGARDING PAINT REMOVAL.

MIXING

Transeal WB Clear

Gently stir Transeal WB Clear thoroughly before applying. Do not thin or dilute.

Transeal WB Colors

Mix thoroughly before applying. Thin first coat only with up to 1/2 pint of water per gallon.

For better slip resistance (under wet conditions), blend 1 lb. of powdered pumice stone per gallon of finish coat.

APPLICATION

Cover and protect all adjacent surfaces prior to application. Apply with a nylon or polyester brush, a 1/2" to 3/4" nap roller or spray equipment. Apply evenly avoiding runs, sags or puddles. Do not over-brush or over-roll since this may cause air bubbles to form. Always work to a wet edge. Overlapping wet on dry will cause finish variations. Apply one or two additional uniform coats to achieve desired gloss or color finish as well as desired performance level. For optimum exterior water resistance, always apply three coats. Surfaces may be recoated approximately 2 hours after the previous coat has been applied. Allow Transeal WB to cure at least 24 hours (at room temperature) before allowing foot traffic onto the coated surface.



60 REAR NEWHALL STREET

PHONE: 978-453-8881

LOWELL, MA. 01852

FAX: 978-453-2416

Clean all brushes and equipment immediately after use with warm soapy water.

Recommended Spray Equipment

Airless Spray:

Minimum 28:1 Pump Ratio;
.011"-.013" tip (Transeal WB Clear),
.015" tip (Transeal WB Colors);
1800-2400 psi; 1/4" high pressure material hose.

Conventional Spray:

DeVilbiss MBC-510 gun; E tip; 704 Air Cap; 3/8" ID material hose; double regulated pressure tank with oil and moisture separator; 20 psi fluid pressure; 40-60 psi air pressure.

COVERAGE

Coverage will vary depending on the porosity of the surface being coated.

Approximate Coverage per Gallon

Slate, Flagstone.....250-350 sq. ft.
Brick, Block, Concrete.....150-250 sq. ft.
Split Rib Block..... 75-150 sq. ft.

LIMITATIONS

- Keep from freezing.
- Apply only when ambient and surface temperatures are between 50 to 110 degrees F and will remain so for at least 48 hours.
- Surfaces to be coated must be completely dry, otherwise Transeal WB may trap moisture causing white blotches to form.
- Do not apply if rain, snow or any other precipitation is expected within 24 hours.
- Do not apply over any surface which is frozen or contains frost.
- Automotive fluids, battery acids, garden chemicals, etc. should be wiped up immediately to prevent staining or delamination.
- Before using this product, make sure you obtain, read and fully understand the Material Safety Data Sheet (MSDS).

WARNINGS

WARNING!

Transeal WB Clear Contains:

2-Butoxyethanol, Diethylene Glycol Monoethyl Ether.

Transeal WB Colors Contains:

2-Butoxyethanol, Diethylene Glycol Monoethyl Ether, Diethylene Glycol Monomethyl Ether.

NOTICE: HARMFUL IF ABSORBED THROUGH THE SKIN. HARMFUL IF INHALED. NOSE AND THROAT IRRITANT.

Ethylene-series glycol ethers and/or acetates have been shown to cause damage to the kidneys, liver, blood and/or blood-forming tissues.

PRECAUTIONS: Prevent all skin/eye contact and breathing of vapors/spray mist. Provide fresh air ventilation during and after application and drying.

If you experience eye watering, headaches, nausea, dizziness, or loss of coordination, increase fresh air or wear NIOSH-approved respiratory protection or leave the area. Repeated exposure to high vapor concentrations may cause irritation of the respiratory system and permanent brain and nervous system damage. Intentional misuse by concentrating and inhaling the contents can be harmful or fatal. Wear protective equipment as specified on the MSDS including a NIOSH-approved air purifying respirator with the appropriate chemical cartridges, or a positive-pressure, air-supplied respirator until all vapors/mists are gone. Close container after each use.

FIRST AID: If swallowed, gently wipe or rinse the inside of the mouth with water. Water may be given if person is alert. If skin/eye contact occurs, flush the affected areas with warm water for at least 15 minutes. Remove contact lenses. A mild soap may be used on the skin if available. If inhaled, remove from area to fresh air. If breathing is difficult, get medical attention immediately.

Get immediate emergency Medical Treatment if overexposed. Take MSDS or label information. For workplace use, an MSDS is available from your retailer

or by calling 978-453-8881.

READ MATERIAL SAFETY DATA SHEET (MSDS) BEFORE USE.

24 Hour Emergency Medical/Spill Information (Chemtrec): 800-424-9300

USE ONLY WITH ADEQUATE VENTILATION.

KEEP OUT OF THE REACH OF CHILDREN.

WARNING! If you scrape, sand or remove old paint, you may release lead dust or fumes. **LEAD IS TOXIC. EXPOSURE TO LEAD DUST OR FUMES CAN CAUSE SERIOUS ILLNESS, SUCH AS BRAIN DAMAGE, ESPECIALLY IN CHILDREN.**

PREGNANT WOMEN SHOULD ALSO AVOID EXPOSURE. Before you start, find out how to protect yourself and your family by contacting the USEPA National Lead Information Hotline at 1-800-424-LEAD or log on to www.epa.gov/lead. Wear a properly fitted NIOSH-approved respirator and prevent skin contact to control lead exposure. Clean up carefully with a HEPA vacuum and a wet mop. Follow these instructions to control exposure to other hazardous substances that may be released during surface preparation.

For technical assistance call 978-453-8881

www.umaco.com

LIMITED WARRANTY

The manufacturer guarantees its products to be free of defects and the extent of its liability is limited to the purchase price of the materials only, if proved to be defective. Improper mixing, incorrect application or other factors beyond the control of the manufacturer or its dealers may produce unsatisfactory results and cannot be held to be the manufacturers or its dealers responsibility. There are no other guarantees either expressed or implied.

042-02-12


- Concrete Patching and Repair Products
- Masonry Waterproofing Products
- Acrylic Admixtures and Bonding Agents



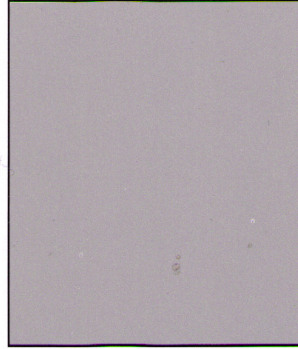
- Decorative Masonry and Concrete Coatings
- Traditional and Synthetic Stucco Systems
- Flooring Underlayments and Resurfacers

STANDARD COLORS

TRANSEAL WB



STONE GREY




DOLPHIN GREY




BATTLESHIP GREY



TAN




INDIAN SAND



BROWN



ASH BROWN



RED

Please note that color samples above may differ from actual product. Variations in color due to job conditions and method of application should also be expected. Always do a sample panel on site to ensure color and texture approval by owner or architect. For exact color ask for draw down film sample. Not all colors are available in all products. Refer to product data sheet for info.



60 REAR NEWHALL STREET

PHONE: 978-453-8881

LOWELL, MA. 01852

FAX: 978-453-2416